

2005 OPPONENTS

ARIZONA

Fri., Oct. 21 7:00 p.m.
Murphy Stadium - Tucson, AZ

Location: Tucson, AZ
Enrollment: 35,000
Nickname: Wildcats
Conf./Record/Place: Pac-10/6-3/T1st
2004 Overall Record: 15-6
Head Coach: Dan Tobias
Career Record: 65-62-11 (7)
Women's Soccer SID: Liz Heidenreich
Phone: (520) 621-4163
Email: lizh@email.arizona.edu
Series Record: Cal leads, 10-0
Web Site: www.arizonaathletics.com

ARIZONA STATE

Sun., Oct. 23 1:00 p.m.
Sun Devil Soccer Stadium - Tempe, AZ

Location: Tempe, AZ
Enrollment: 45,693
Nickname: Sun Devils
Conf./Record/Place: Pac-10/4-3-2/T4th
2004 Overall Record: 8-9-2
Head Coach: Ray Leone
Career Record: 175-87-27 (14)
Women's Soccer SID: Nate Policar
Phone: (480) 965-6592
Email: nathan.policar@asu.edu
Series Record: Cal leads, 4-3-1
Web Site: www.thesundevils.com

BRIGHAM YOUNG

Fri., Sept. 23 7:00 p.m.
South Stadium - Provo, UT

Location: Provo, UT
Enrollment: 33,278
Nickname: Cougars
Conf./Record/Place: Mountain West/
3-1-2/2nd
2004 Overall Record: 7-10-4
Head Coach: Jennifer Rockwood
Career Record: 165-56-10 (10)
Women's Soccer SID: Ashley Myers
Phone: (801) 422-8948
Email: soccer_sid@byu.edu
Series Record: BYU leads, 2-0
Web Site: www.byucougars.com

DARTMOUTH

Fri., Sept. 9 1:00 p.m.
Garaventa Field - Moraga, CA

Location: Hanover, NH
Enrollment: 4,300
Nickname: Big Green
Conf./Record/Place: Ivy/2-3-2/T4th
2004 Overall Record: 7-6-4
Head Coach: Angie Hind
Career Record: First year
Women's Soccer SID: Gordon Morton
Phone: (603) 646-2468
Email: gordon.m.morton@dartmouth.edu
Series Record: First meeting
Web Site: www.dartmouth.edu/athletics

MISSOURI

Sun., Aug. 28 12:00 p.m.
Edwards Stadium - Berkeley, CA

Location: Columbia, MO
Enrollment: 27,003
Nickname: Tigers
Conf./Record/Place: Big 12/5-5/6th
2004 Overall Record: 9-10-1
Head Coach: Bryan Blitz
Career Record: 138-133-14 (14)
Women's Soccer SID: TBA
Phone: (573) 882-2531
Email: TBA
Series Record: Tied, 1-1
Web Site: www.mutigers.com

MONTANA

Fri., Sept. 2 4:30 p.m.
Edwards Stadium - Berkeley, CA

Location: Missoula, MT
Enrollment: 13,352
Nickname: Grizzlies
Conf./Record/Place: Big Sky/3-2-1/3rd
2004 Overall Record: 8-8-2
Head Coach: Neil Sedgwick
Career Record: 27-23-2 (3)
Women's Soccer SID: Chris Geraghty
Phone: (406) 531-5830
Email: geraghty@montanagrizzlies.com
Series Record: Cal leads, 2-0-1
Web Site: www.montanagrizzlies.com

OREGON

Fri., Nov. 4 5:00 p.m.
Pape' Field - Eugene, OR

Location: Eugene, OR
Enrollment: 20,033
Nickname: Ducks
Conf./Record/Place: Pac-10/0-7-2/10th
2004 Overall Record: 3-13-3
Head Coach: Tara Erickson
Career Record: 29-38-10 (4)
Women's Soccer SID: Greg Walker
Phone: (541) 346-4481
Email: gswalker@uoregon.edu
Series Record: Cal leads, 7-1
Web Site: www.goducks.com

OREGON STATE

Sun., Nov. 6 11:00 a.m.
Lorenz Field - Corvallis, OR

Location: Corvallis, OR
Enrollment: 19,000
Nickname: Beavers
Conf./Record/Place: Pac-10/4-4-1/7th
2004 Overall Record: 10-9-1
Head Coach: Steve Fennah
Career Record: 56-73-11 (7)
Women's Soccer SID: Roger Horne
Phone: (541) 737-7473
Email: roger.horne@oregonstate.edu
Series Record: Cal leads, 12-2-1
Web Site: www.osubeavers.com

PACIFIC

Wed., Sept. 14 4:00 p.m.
Edwards Stadium - Berkeley, CA

Location: Stockton, CA
Enrollment: 6,000
Nickname: Tigers
Conf./Record/Place: Big West/3-2-4/5th
2004 Overall Record: 7-6-6
Head Coach: Keith Coleman
Career Record: 101-88-21 (12)
Women's Soccer SID: Ben Laskey
Phone: (209) 946-2479
Email: b_laskey@pacific.edu
Series Record: Cal leads, 4-1
Web Site: www.pacificigers.com

SACRAMENTO STATE

Fri., Aug. 19 11:00 a.m.
Edwards Stadium - Berkeley, CA

Location: Sacramento, CA
Enrollment: 27,972
Nickname: Hornets
Conf./Record/Place: Big Sky/1-5/7th
2004 Overall Record: 3-15
Head Coach: Katie Poynter
Career Record: 3-15 (1)
Women's Soccer SID: Andria Wenzel
Phone: (916) 278-6896
Email: awenzel@csus.edu
Series Record: Cal leads, 1-0
Web Site: www.hornetsports.com

SAINT MARY'S

Fri., Aug. 26 4:00 p.m.
Garaventa Field - Moraga, CA

Location: Moraga, CA
Enrollment: 4,768
Nickname: Gaels
Conf./Record/Place: WCC/0-7/8th
2004 Overall Record: 8-12
Head Coach: Paul Sapsford
Career Record: 37-22-3 (3)
Women's Soccer SID: Rich Davi
Phone: (925) 631-4402
Email: rdavi@stmmarys-ca.edu
Series Record: Cal leads, 5-1-1
Web Site: www.smcgaels.com

SANTA CLARA

Sun., Sept. 18 1:00 p.m.
Edwards Stadium - Berkeley, CA

Location: Santa Clara, CA
Enrollment: 8,047
Nickname: Broncos
Conf./Record/Place: WCC/6-1/1st
2004 Overall Record: 18-5-2
Head Coach: Jerry Smith
Career Record: 294-74-24 (18)
Women's Soccer SID: TBA
Phone: (408) 554-4659
Email: TBA
Series Record: Cal leads, 13-12-3
Web Site: www.santaclarabroncos.com

SOUTHERN METHODIST

Sun., Sept. 11 10:00 a.m.
Garaventa Field - Moraga, CA

Location: Dallas, TX
Enrollment: 10,038
Nickname: Mustangs
Conf./Record/Place: USA/6-1-/
1st (WAC)
2004 Overall Record: 15-4-3
Head Coach: John Cossaboon
Career Record: 105-50-11 (8)
Women's Soccer SID: Claire Schmitt
Phone: (214) 768-1054
Email: claires@smu.edu
Series Record: Cal leads, 2-0
Web Site: www.smumustangs.com

STANFORD

Sat., Oct. 15 1:00 p.m.
Maloney Field - Stanford, CA

Location: Stanford, CA
Enrollment: 6,556
Nickname: Cardinal
Conf./Record/Place: Pac-10/4-3-2/T4th
2004 Overall Record: 13-6-3
Head Coach: Paul Ratcliffe
Career Record: 78-49-12 (7)
Women's Soccer SID: Jessica Raber
Phone: (650) 723-0996
Email: jraber@stanford.edu
Series Record: Tied, 10-10-3
Web Site: www.gostanford.com

UCLA

Fri., Oct. 28 3:30 p.m.
Edwards Stadium - Berkeley, CA

Location: Los Angeles, CA
Enrollment: 36,890
Nickname: Bruins
Conf./Record/Place: Pac-10/6-3/T1st
2004 Overall Record: 18-7
Head Coach: Jillian Ellis
Career Record: 129-43-5 (8)
Women's Soccer SID: Danny Harrington
Phone: (310) 206-8075
Email: dannyh@ucla.edu
Series Record: UCLA leads, 7-4
Web Site: www.uclabruins.com

UC SANTA BARBARA

Sun., Sept. 4 2:30 p.m.
Edwards Stadium - Berkeley, CA

Location: Santa Barbara, CA
Enrollment: 18,700
Nickname: Gauchos
Conf./Record/Place: Big West/7-1-1/1st
2004 Overall Record: 13-6-2
Head Coach: Paul Stumpf
Career Record: 65-42-11 (6)
Women's Soccer SID: Bill Mahoney
Phone: (805) 893-3428
Email: bill.mahoney@athletics.ucsb.edu
Series Record: Cal leads, 9-5-3
Web Site: www.uscbgauchos.com

USC

Sun., Oct. 30 1:00 p.m.
Edwards Stadium - Berkeley, CA

Location: Los Angeles, CA
Enrollment: 30,000
Nickname: Women of Troy
Conf./Record/Place: Pac-10/3-6/9th
2004 Overall Record: 9-9-1
Head Coach: Jim Millinder
Career Record: 120-86-18 (11)
Women's Soccer SID: Darcy Couch
Phone: (213) 740-8480
Email: dcouch@usc.edu
Series Record: USC leads, 6-4
Web Site: www.usctrojans.com

UTAH

Sun., Sept. 25 1:00 p.m.
Ute Field - Salt Lake City, UT

Location: Salt Lake City, UT
Enrollment: 28,933
Nickname: Utes
Conf./Record/Place: Mountain West/
3-2-1/4th
2004 Overall Record: 13-6-3
Head Coach: Rich Manning
Career Record: 42-12-8 (3)
Women's Soccer SID: Mike Lageschulte
Phone: (801) 587-9162
Email: mlageschulte@huntsman.utah.edu
Series Record: Cal leads, 2-0
Web Site: www.utahutes.com

WASHINGTON

Fri., Oct. 7 3:30 p.m.
Edwards Stadium - Berkeley, CA

Location: Seattle, WA
Enrollment: 42,000
Nickname: Huskies
Conf./Record/Place: Pac-10/5-3-1/3rd
2004 Overall Record: 17-5-1
Head Coach: Leslie Gallimore
Career Record: 162-104-23 (15)
Women's Soccer SID: Dan Lepse
Phone: (206) 543-2230
Email: dsarge@u.washington.edu
Series Record: UW leads, 9-5
Web Site: www.gohuskies.com

WASHINGTON STATE

Sun., Oct. 9 1:00 p.m.
Edwards Stadium - Berkeley, CA

Location: Pullman, WA
Enrollment: 21,000
Nickname: Cougars
Conf./Record/Place: Pac-10/3-4-2/8th
2004 Overall Record: 8-7-4
Head Coach: Matt Potter
Career Record: 14-18-6 (2)
Women's Soccer SID: Rachel Porter
Phone: (509) 335-2684
Email: raptorporter@mail.wsu.edu
Series Record: Cal leads, 8-3-3
Web Site: www.wsucougars.com

YEAR-BY-YEAR RESULTS

1982

Coach: Pat Keohane
Record: 6-0-0

10-15	^Metro State	W	5-0
10-16	^Colorado State	W	6-0
10-17	at Colorado College	W	3-1
10-22	at Santa Clara	W	4-0
10-25	# Santa Clara	W	2-1
10-30	Colorado College	W	2-1

^ = at Colorado College, Colorado Springs, CO
= Played at College of Marin (CA)

1983

Coach: Bill Merrell
Record: 10-2-3 NCAA Quarterfinals

9-2	Sonoma State	T	0-0
9-8	UC Santa Barbara	W	7-0
9-17	San Francisco State	W	5-0
9-22	^Connecticut	L	2-1 (OT)
9-23	^Massachusetts	T	0-0
9-24	^Adelphi	W	6-0
10-1	Stanford	W	7-1
10-4	CSU Chico	W	2-1
10-7	#UC San Diego	W	6-0
10-11	at Saint Mary's	T	1-1
10-18	at Santa Clara	W	3-0
10-22	at UC Santa Barbara	W	2-1
10-29	CSU Hayward	W	4-2
11-6	*Cincinnati	W	5-0
11-19	*North Carolina	L	5-2

^ = at Tournament of Champions, Cortland, NY
= at All-Cal Tournament, Irvine, CA
* = NCAA Tournament

1984

Coach: Bill Merrell
Record: 13-5-1 NCAA Semifinals

9-5	UC Santa Barbara	W	2-1
9-8	CSU Hayward	W	3-0
9-15	at Stanford	W	1-0
9-20	^George Mason	L	2-0
9-22	^Connecticut	L	2-1
9-22	^Massachusetts	T	2-2
9-23	^Cortland State	W	2-0
9-28	Saint Mary's	W	3-1
10-6	at Sonoma State	W	2-0
10-13	Santa Clara	W	3-2
10-20	UC Davis	W	6-0
10-23	San Francisco State	W	3-0
10-26	#Westmont	W	5-0
10-27	#CSU Dom. Hills	W	1-0
10-28	#Colorado College	W	4-0
11-4	*UC Santa Barbara	W	2-0
11-11	*Colorado College	W	1-0 (OT)
11-17	*North Carolina	L	2-1 (OT)
11-18	*Massachusetts	L	4-1

^ = at Tournament of Champions, Cortland, NY
= at Nike Cup, Santa Barbara, CA
* = NCAA Tournament

1985

Coach: Bill Merrell
Record: 13-4-2

9-5	^Long Beach State	W	8-0
9-6	^Western Wash.	W	4-0
9-7	^Sonoma State	W	2-0
9-10	San Francisco State	W	3-0
9-13	Sonoma State	W	3-1
9-19	at Colorado College	L	2-1 (OT)
9-21	at North Carolina	L	2-1
9-22	at George Mason	L	2-0
9-27	Stanford	W	4-0
10-1	at Saint Mary's	T	0-0
10-4	CSU Hayward	L	3-2
10-11	UC Davis	W	2-0
10-17	San Francisco	W	4-0
10-20	at Santa Clara	W	4-2
10-23	at CSU Chico	W	1-0
10-26	CSU Dom. Hills	W	2-0
11-1	#Texas A&M	W	3-0
11-2	#Vermont	W	3-0
11-3	#UC Santa Barbara	T	0-0

^ = at West Coast Soccer Classic, Chico, CA
= at Nike Cup, Santa Barbara, CA

1986

Coach: Peter Reynaud
Record: 16-3-1 NCAA Quarterfinals

9-3	at CSU Hayward	L	1-0
9-6	at CSU Dom. Hills	T	1-1
9-7	at Long Beach State	W	6-1
9-13	at San Francisco State	W	5-1
9-18	at Boston College	W	3-2
9-20	at Connecticut	W	1-0
9-23	San Francisco	W	4-0
9-26	Portland	W	5-0
9-30	at UC Davis	W	2-1
10-3	Santa Clara	W	4-0
10-5	at Sonoma State	W	3-0
10-13	Northern Colorado	W	3-0
10-15	Saint Mary's	W	2-0
10-18	at Stanford	W	4-1
10-25	UC Santa Barbara	W	1-0
10-28	CSU Chico	W	6-0
10-31	^Colorado College	L	1-0
11-1	^Wisconsin	W	4-1
11-8	*CSU Hayward	W	2-0
11-15	*Colorado College	L	1-0

^ = at Women's Soccer Cup, Santa Barbara, CA
* = NCAA Tournament

1987

Coach: Jean-Paul Verhees
Record: 16-1-0 NCAA Semifinals

9-5	CSU Dom. Hills	W	7-1
-----	----------------	---	-----

9-16	San Francisco State	W	4-0
9-18	at Central Florida	W	3-1
9-20	\$Cincinnati	W	2-0
9-25	at UC Santa Barbara	W	4-0
10-3	Sonoma State	W	3-0
10-6	at Saint Mary's	W	2-1
10-9	Stanford	W	5-0
10-11	UC Davis	W	3-0
10-14	CSU Hayward	W	4-2
10-17	\$UC Irvine	W	7-1
10-18	\$UC San Diego	W	4-0
10-24	at Santa Clara	W	2-1
10-31	\$Colorado	W	1-0
11-1	\$Adelphi	W	4-0
11-15	*UC Santa Barbara	W	3-0
11-21	*North Carolina	L	4-0

\$ = Neutral Site Match
* = NCAA Tournament

1988

Coach: Jean-Paul Verhees
Record: 16-5-2 NCAA Semifinals

8/31	at CSU Chico	W	2-0
9-4	Saint Mary's	W	3-0
9-6	at UC Davis	W	2-0
9-9	Western Wash.	W	5-0
9-11	Santa Clara	W	3-0
9-13	at San Francisco State	W	2-0
9-15	at NC State	L	3-0
9-17	at North Carolina	L	1-0
9-18	\$George Mason	W	2-0
9-24	\$Florida International	W	5-0

CAL vs. ALL OPPONENTS

Opponent	W-L-T	Streak
Adelphi	2-0-0	W2
Arizona	10-0-0	W10
Arizona State	4-3-1	L2
Arkansas	2-0-0	W2
Boston College	2-0-0	W2
Brigham Young	0-2-0	L2
Buffalo University	1-0-0	W1
Cal Poly	3-1-0	W2
CSU Dominguez Hills	3-0-1	W1
CSU Fullerton	0-1-0	L1
CSU Hayward	6-3-0	W2
Central Florida	2-0-0	W2
Chico State	5-0-0	W5
Cincinnati	2-0-0	W2
Colgate	2-0-0	W2
Colorado	2-0-0	W2
Colorado College	8-4-2	W2
Colorado State	1-0-0	W1
Connecticut	1-4-0	L2
Cortland State	0-1-0	L1
Creighton	1-0-0	W1
Dartmouth	First Meeting	
Dayton	1-0-0	W1
Denver	1-0-0	W1
Duke	1-1-0	L1
Florida International	1-0-0	W2
Fresno State	4-0-0	W4
George Mason	1-2-0	W1
Hartford	3-2-0	L1
Hawaii	1-0-0	W1
James Madison	1-0-0	W1
Kent State	1-0-0	W1
Long Beach State	2-0-0	W2
Loyola Marymount	0-1-0	L1
Marquette	1-0-0	W1
Massachusetts	1-3-2	W1
Metro State	1-0-0	W1
Michigan	1-0-1	W1
Missouri	1-1-0	L1
Montana	2-0-1	T1
Navy	1-0-0	W1
New Mexico	1-0-0	W1
North Carolina	0-9-0	L9
NC State	1-2-0	W1
UNC Greensboro	1-0-0	W1
Northern Colorado	1-0-0	W1
Northern Illinois	1-0-0	W1
Northwestern	0-1-0	L1

Ohio State	1-0-0	W1
Oregon	7-1-0	W1
Oregon State	11-2-1	T1
Pacific	4-1-0	W2
Pennsylvania	2-0-0	W2
Pepperdine	0-0-2	T2
Portland	3-4-2	L3
Portland State	1-0-0	W1
Princeton	0-0-1	T1
Providence	1-0-0	W1
Purdue	1-0-0	W1
Puget Sound	2-0-0	W2
Sacramento State	1-0-0	W1
Saint Mary's (CA)	11-8-3	W1
San Diego	2-1-2	W1
San Diego State	5-3-0	W2
San Francisco	9-3-2	T1
San Francisco State	9-0-0	W9
San Jose State	3-0-0	W3
Santa Clara	13-12-3	L2
Sonoma State	6-0-1	W6
Southern Methodist	2-0-0	W2
Stanford	9-11-3	T1
Tennessee	1-0-0	W1
Texas	1-1-0	L1
Texas A&M	2-1-0	W1
Texas Christian	1-0-0	W1
Tulsa	0-0-1	T1
UC Davis	7-0-1	T1
UC Irvine	8-0-0	W8
UCLA	4-7-0	W1
UC San Diego	2-0-0	W2
UC Santa Barbara	9-5-3	W1
UNLV	1-0-0	W1
USC	4-6-0	L3
U.S. International	3-0-0	W3
Utah	2-0-0	W2
Vermont	1-0-0	W1
Virginia	0-1-0	L1
Wake Forest	2-1-0	L1
Washington	5-9-0	L5
Washington State	9-3-3	W1
Western Washington	2-0-0	W2
Westmont	1-0-0	W1
William & Mary	1-0-0	W1
Wisconsin	3-2-0	W1
Xavier	1-0-0	W1
Yale	1-0-0	W1

2005 opponents in **Bold**

YEAR-BY-YEAR RESULTS

9-25	\$US International	W	3-0
9-30	at CSU Hayward	L	2-0
10-6	Puget Sound	W	4-0
10-9	Portland	W	4-0
10-11	San Francisco	W	2-0
10-14	UC Santa Barbara	T	1-1
10-16	UC Davis	W	2-1
10-22	at Stanford	T	1-1 (OT)
10-25	at Saint Mary's	L	1-0
11-1	at Santa Clara	W	1-0
11-5	*Saint Mary's	W	2-0
11-12	*Colorado College	W	2-1 (OT)
11-19	*NC State	L	1-0

\$ = Neutral Site Match
* = NCAA Tournament

1989

Coach: Bill Merrell
Record: 14-3-1

9-2	at Oregon State	W	6-0
9-3	at Portland	W	3-0
9-5	San Francisco State	W	1-0
9-8	UC Irvine	W	3-0
9-9	CSU Chico	W	2-1
9-13	Santa Clara	L	3-2
9-15	Texas Christian	W	2-0
9-19	San Francisco	W	5-1
9-23	NC State	W	2-0
9-24	U.S. International	W	2-0
9-28	Saint Mary's	L	1-0
10-4	UC Davis	W	6-0
10-12	at Santa Clara	W	2-1
10-15	Stanford	T	0-0 (OT)
10-20	at UC Santa Barbara	L	2-1
10-22	at UC Irvine	W	4-0
10-26	CSU Hayward	W	3-1
10-28	Wisconsin	W	2-1 (OT)

1990

Coach: Bill Berrell
Record: 11-6-1

8-29	Sonoma State	W	2-1
9-1	\$Wisconsin	L	1-0 (OT)
9-3	at Portland	T	0-0 (OT)
9-6	Washington State	W	4-0
9-10	Oregon State	W	2-1
9-15	at Massachusetts	L	3-0
9-16	^Boston College	W	5-0
9-18	at Hartford	W	2-1
9-23	Central Florida	W	4-2
9-26	at Santa Clara	L	2-1
10-3	at Stanford	L	1-0
10-7	at Saint Mary's	L	3-1
10-12	Portland	W	2-0
10-18	at San Diego State	W	2-0
10-20	at U.S. International	W	2-1
10-21	at UC Irvine	W	1-0
10-24	at San Francisco	W	1-0
10-27	UC Santa Barbara	L	2-0

\$ = Neutral Site Match, Portland, OR
^ = Neutral Site Match, Amherst, MA

1991

Coach: Andy Bonchonsky
Record: 9-8-0

9-8	Colorado College	L	1-0
9-14	\$Massachusetts	L	3-1
9-15	\$Southern Methodist	W	3-1
9-17	at Wisconsin	L	1-0
9-21	^Oregon State	W	7-0
9-22	at Washington State	W	4-1
9-26	San Diego State	W	2-1
9-29	Hartford	W	1-0
10-2	at CSU Hayward	W	2-0
10-6	North Carolina	L	2-0
10-9	San Francisco	W	2-0
10-12	Washington	W	4-0
10-19	at San Francisco State	W	3-0
10-23	Stanford	L	1-0
10-26	at UC Santa Barbara	L	2-0
10-30	Santa Clara	L	1-0
11-3	Saint Mary's	L	3-0

\$ = Neutral Site Match, Madison, WI
^ = Neutral Site Match, Pullman, WA

1992

Coach: Andy Bonchonsky
Record: 8-8-2

9-7	Cal Poly SLO	W	2-0
9-9	UC Irvine	W	2-0
9-12	at Hartford	L	2-1
9-13	\$Connecticut	L	2-1
9-18	Washington State	T	1-1 (OT)
9-20	Puget Sound	W	2-0
9-24	at Santa Clara	L	2-0
9-27	San Diego	W	4-0
9-30	at Saint Mary's	L	1-0
10-9	at San Diego State	L	4-1
10-10	^Colorado College	T	2-2 (OT)
10-14	at Stanford	L	1-0
10-17	at Portland	L	2-1
10-18	*Washington	W	1-0
10-21	at San Francisco	L	2-1
10-25	UC Santa Barbara	W	4-1
10-28	San Francisco State	W	2-0
11-1	Michigan State	W	2-1

\$ = Neutral Site Match, Hartford, CT
^ = Neutral Site Match, Olympia, WA
* = Neutral Site Match, San Diego, CA

1993

Coach: Andy Bonchonsky
Record: 10-4-4 NCAA First Round

9-6	Buffalo	W	4-0
9-10	San Diego State	W	1-0
9-13	Oregon State	W	1-0 (OT)
9-17	at Colorado College	W	4-0
9-19	\$Tulsa	T	3-3 (OT)
9-23	UC Davis	T	0-0 (OT)
9-29	Saint Mary's	W	2-1
10-1	at Washington State	T	2-2 (OT)
10-3	^Arkansas	W	2-1
10-7	Washington	W	2-0
10-10	Portland	T	2-2 (OT)
10-13	at Pacific	W	2-0
10-17	Santa Clara	W	1-0
10-20	San Francisco	L	1-0 (OT)
10-23	Stanford	L	4-0
10-29	at UC Irvine	W	1-0
1031	at UC Santa Barbara	L	1-0
11-13	*at Stanford	L	2-0

\$ = Neutral Site Match, Colorado Springs, CO
^ = Neutral Site Match, Pullman, WA
* = NCAA Tournament

1994

Coach: Andy Bonchonsky
Record: 5-9-4

9-3	\$Providence	W	4-1
9-5	\$Connecticut	L	1-0
9-9	UC Irvine	W	2-1
9-11	Colorado College	T	0-0 (OT)
9-16	at Oregon State	L	5-1
9-18	at Portland	L	7-1
9-25	at Stanford	L	1-0
9-30	^North Carolina	L	7-0
10-2	^Duke	L	4-2
10-7	*Washington State	W	1-0
10-9	at Washington	L	3-1
10-14	UC Santa Barbara	T	0-0 (OT)
10-16	at San Francisco	T	1-1 (OT)
10-21	at San Diego State	L	3-1
10-23	at San Diego	T	0-0 (OT)
10-27	at Saint Mary's	W	3-1 (OT)
10-30	at Santa Clara	L	2-0
11-5	UCLA	W	1-0

\$ = Neutral Site Match, Pleasanton Sports Park
^ = Neutral Site Match, St. Louis, MO
* = Neutral Site Match, Seattle, WA

1995

Coach: Andy Bonchonsky
Record: 8-10-1/3-4/T5th Pac-10+

9-2	\$Virginia	L	3-2
9-3	\$Colgate	W	2-0
9-8	Yale	W	2-1
9-10	at Cal Poly SLO	L	2-1
9-16	Sacramento State	W	3-1

9-20	+at Stanford	L	2-0
9-24	Pacific	T	0-0 (OT)
9-27	at Saint Mary's	W	2-1
9-30	+Washington State	W	1-0
10-6	+at UCLA	L	2-0
10-8	at UC Santa Barbara	L	1-0
10-13	+at Oregon State	L	2-0
10-14	^Montana	W	2-0
10-20	+Washington	L	4-1 (OT)
10-22	+USC	W	1-0
10-25	at San Francisco	L	2-0
10-28	Portland	L	4-0
11-3	+Arizona	W	3-2
11-5	Santa Clara	L	3-0

\$ = Neutral Site Match, Pleasanton Sports Park
^ = Neutral Site Match, Corvallis, OR

1996

Coach: Andy Bonchonsky
Record: 13-3-2/5-2/2nd Pac-10+

8-30	Pacific	W	2-1
9-1	Colorado	W	2-0
9-6	Portland State	W	6-0
9-10	+Oregon State	W	3-0
9-13	Hartford	W	5-0
9-15	Saint Mary's	L	2-1
9-20	at Michigan	T	2-2 (OT)
9-22	at Michigan State	W	3-1
10-4	+at USC	W	1-0
10-6	at UC Irvine	W	1-0
10-11	+Arizona	W	3-0
10-18	+at Washington State	L	1-0
10-20	+at Washington	L	4-0
10-25	San Francisco	W	1-0
10-27	+UCLA	W	2-1 (OT)
11-1	Cal Poly SLO	W	2-0
11-5	at Santa Clara	T	0-0 (OT)
11-10	+Stanford	W	1-0

1997

Coach: Kevin Boyd
Record: 11-7-1/6-3/4th Pac-10+

8-30	Utah	W	5-2
9-1	Northwestern	L	2-1 (OT)
9-5	at San Diego	T	2-2 (OT)
9-7	at Cal State Fullerton	L	1-0
9-12	UC Santa Barbara	W	1-0
9-14	Saint Mary's	W	1-0
9-21	Santa Clara	L	2-1
9-26	vs. North Carolina	L	1-0
9-28	vs. Massachusetts	W	2-1
10-3	at Cal Poly SLO	W	2-1 (OT)
10-10	+UCLA	L	1-0
10-12	+USC	L	2-1
10-17	+at Stanford	L	3-1
10-24	+Washington	W	2-0
10-26	+Washington State	W	1-0
10-31	+at Oregon	W	1-0
10-2	+at Oregon State	W	4-1
11-7	+at Arizona	W	2-0
11-9	+at Arizona State	W	4-0

1998

Coach: Kevin Boyd
Record: 13-8-0/7-2/T1st Pac-10+
NCAA First Round

9-5	^Northern Arizona	W	8-0
9-6	^San Diego	L	2-1
9-11	^Montana	W	1-0
9-13	&San Diego State	L	2-0
9-18	%Utah	W	4-0
9-20	at Portland	L	3-1
9-24	at Santa Clara	L	1-0
9-27	San Jose State	W	3-0
10-2	Brigham Young	L	4-3
10-4	Southern Methodist	W	3-0
10-9	+Arizona	W	4-1
10-11	+Arizona State	W	2-1 (2OT)
10-16	+at UCLA	W	2-1 (2OT)
10-18	+at USC	L	2-0
10-22	at Saint Mary's	W	1-0
10-25	+Stanford	W	1-0 (OT)
10-30	+at Washington	L	1-0
11-1	+at Washington State	W	3-0

YEAR-BY-YEAR RESULTS

11-6	+Oregon	W	2-1 (OT)
11-8	+Oregon State	W	5-0
11-11	*at Pacific	L	2-1

^ = at Cal Invitational, Livermore, CA
 & = at Cal Poly Tournament, San Luis Obispo, CA
 % = Neutral Site Match, Seattle, WA
 * = NCAA Tournament, Stockton, CA

1999
Coach: Kevin Boyd
Record: 13-7-1/6-3/4th Pac-10+
NCAA First Round

8-26	Santa Clara	L	2-0
8-28	at San Francisco	W	7-0
9-4	^William & Mary	W	2-1
9-5	^San Diego State	W	1-0 (2OT)
9-10	at Pepperdine	T	2-2 (2OT)
9-12	at Loyola Marymount	L	1-0
9-19	Arkansas	W	2-0
9-24	&New Mexico	W	2-1
9-26	&at UNC Greensboro	W	4-0
10-1	%Tennessee	W	2-1
10-3	%Duke	L	1-0
10-8	+at Oregon State	W	2-0
10-10	+at Oregon	W	1-0
10-15	+at Arizona State	L	2-0
10-17	+at Arizona	W	3-0
10-22	+USC	L	2-1 (2OT)
10-24	+UCLA	L	3-2 (OT)
10-29	+at Stanford	W	2-1 (OT)
11-5	+Washington State	W	6-2
11-7	+Washington	W	3-1
11-10	*at BYU	L	2-0

^ = Cal Invitational, Livermore, CA
 & = at adidas/Spartan Classic, Greensboro, NC
 % = Golden Gate Classic, Berkeley, CA
 * = NCAA Tournament, Provo, UT

2000
Coach: Kevin Boyd
Record: 17-3-1/7-2/2nd Pac-10+
NCAA Second Round

8-25	San Francisco	W	3-0
9-1	^James Madison	W	12-0
9-3	^Navy	W	1-0
9-8	@Xavier	W	3-0
9-10	@Kent State	W	2-0
9-15	lat Wake Forest	W	2-1

9-17	!Missouri	W	2-1 (OT)
9-22	&at San Jose State	W	4-0
9-24	&Santa Clara	T	1-1 (2OT)
9-29	#Colorado College	W	2-1
10-1	#San Diego	W	3-0
10-6	+at Washington State	W	2-1
10-8	+at Washington	L	2-1
10-15	+Stanford	W	2-0
10-20	+Arizona State	W	3-0
10-22	+Arizona	W	2-0
10-27	+at USC	W	2-1 (2OT)
10-29	+at UCLA	L	4-1
11-3	+Oregon State	W	2-0
11-5	+Oregon	W	4-0
11-11	*Santa Clara	L	2-0

^ = Cal Invitational, Berkeley, CA
 @ = at LMU/FILA Tournament, Los Angeles, CA
 ! = at Wake Forest/Nike Tournament, Winston Salem, NC
 & = at Bay Area Final Four, San Jose, CA
 # = Golden Gate Classic, Berkeley, CA
 * = at NCAA Tournament, Berkeley, CA

2001
Coach: Kevin Boyd
Record: 12-7-2/4-4-1/T5th Pac-10+
NCAA First Round

8-31	^Pacific	W	4-0
9-2	^Michigan	W	4-2
9-7	at Texas	W	2-1
9-9	at Texas A&M	L	3-1
9-17	at Santa Clara	W	2-1
9-21	at UNLV	W	3-1
9-23	at San Diego State	W	3-1
9-28	Fresno State	W	2-0
10-1	Hawaii	W	4-0
10-5	Saint Mary's	L	1-0 (OT)
10-7	at San Francisco	T	3-3 (2OT)
10-12	+at Oregon	W	3-0
10-14	+at Oregon State	W	2-0
10-19	+Washington	L	1-0
10-21	+Washington State	L	2-0
10-28	+at Stanford	L	2-1
11-2	+at Arizona	W	2-1 (OT)
11-4	+at Arizona State	T	1-1 (2OT)
11-9	+UCLA	L	2-0
11-11	+USC	W	1-0 (2OT)
11-16	*Saint Mary's	L	3-2

^ = Cal Invitational, Berkeley, CA
 * = at NCAA Tournament, Stanford, CA

2002
Coach: Kevin Boyd
Record: 12-8-1/4-5/T6th Pac-10+
NCAA Second Round

8-31	San Francisco (exh.)	W	4-0
8-30	^Ohio State	W	2-0
9-1	^Purdue	W	2-0
9-6	Texas	L	2-1
9-8	Texas A&M	W	1-0
9-13	Santa Clara	W	2-1
9-15	at Saint Mary's	T	1-1 (2OT)
9-22	at Fresno State	W	4-1
9-27	at Pennsylvania	W	4-2
9-29	at Harvard	L	3-1
10-4	Wake Forest	W	1-0
10-11	+at UCLA	L	1-0
10-13	+at USC	L	2-0
10-18	+Oregon	W	2-0
10-20	+Oregon State	W	3-1
10-25	+at Washington	L	2-1
10-27	+at Washington State	L	2-0
11-2	+Stanford	L	2-1
11-8	+Arizona	W	4-1
11-10	+Arizona State	W	2-1
11-15	*Denver	W	2-0
11-17	*at Stanford	L	1-0 (OT)

^ = Cal Invitational, Berkeley, CA
 * = at NCAA Tournament, Stanford, CA

2003
Coach: Kevin Boyd
Record: 7-8-4/2-6-1/T9th Pac-10+

8-22	San Jose State (exh.)	W	9-1
8-29	^Wisconsin	W	2-1
8-31	^Montana	T	1-1 (2OT)
9-7	at Santa Clara	T	0-0 (2OT)
9-14	Fresno State	W	2-0
9-19	Dayton	W	2-0
9-21	Princeton	T	1-1 (2OT)
9-26	#Wake Forest	L	2-1
9-28	at Colorado College	W	1-0
10-3	at Missouri	L	1-0
10-5	at Marquette	W	2-0
10-10	+at Arizona State	L	3-2
10-12	+at Arizona	W	3-0
10-17	+USC	L	1-0
10-19	+UCLA	L	1-0
10-24	+at Oregon State	W	3-2
10-26	+at Oregon	L	2-0
10-31	+Washington State	T	0-0 (2OT)
11-2	+Washington	L	3-1
11-7	+Stanford	L	2-1 (OT)

^ = Cal Invitational, Berkeley, CA
 # = Played at Colorado College, Colorado Springs, CO

2004
Coach: Kevin Boyd
Record: 11-6-3/4-3-2/T4th Pac-10+
NCAA First Round

8-20	UC Davis (exh.)	W	3-0
8-27	@Creighton	W	3-0
8-29	@North Carolina	L	4-2
9-3	^Saint Mary's	W	1-0
9-5	^Pepperdine	T	0-0 (2OT)
9-10	!Colgate	W	3-0
9-12	!San Jose State	W	5-1
9-17	Pennsylvania	W	2-0
9-24	Fresno State	W	4-0
9-26	at Pacific	W	5-0
10-6	at Santa Clara	L	3-1
10-10	+Stanford	T	1-1 (2OT)
10-15	+Arizona State	L	1-0
10-17	+Arizona	W	1-0
10-22	+at USC	L	2-1 (OT)
10-24	+at UCLA	W	1-0 (2OT)
10-29	+Oregon State	T	0-0 (2OT)
10-31	+Oregon	W	5-1
11-5	+at Washington State	W	1-0
11-7	+at Washington	L	1-0
11-14	*at Santa Clara	L	2-1

^ = Cal Invitational, Berkeley, CA
 @ = Nebraska adidas Classic, Lincoln, NE
 ! = Saint Mary's Invitational, Moraga, CA
 * = at NCAA Tournament, Santa Clara, CA

CAL NCAA TOURNAMENT RESULTS (8-13 OVERALL)

Year	Finish	Round	Site	Opponent	Result	Score
1983	5th place (tie)	First	Berkeley, CA	Cincinnati	W	5-0
		Quarterfinal	Chapel Hill, NC	North Carolina	L	5-2
1984	4th place	First	Berkeley, CA	UC Santa Barbara	W	2-0
		Quarterfinal	Berkeley, CA	Colorado College	W	1-0 (OT)
		Semifinal	Chapel Hill, NC	North Carolina	L	2-1 (OT)
		Consolation	Chapel Hill, NC	Massachusetts	L	4-1
1986	5th place (tie)	First	Berkeley, CA	Cal State Hayward	W	2-0
		Quarterfinal	Colorado Springs, CO	Colorado College	L	1-0
1987	3rd place (tie)	First	Bye			
		Quarterfinal	Berkeley, CA	UC Santa Barbara	W	3-0
		Semifinal	Amherst, MA	North Carolina	L	4-0
1988	3rd place (tie)	First	Berkeley, CA	St. Mary's	W	2-0
		Quarterfinal	Colorado Springs, CO	Colorado College	W	2-1 (OT)
		Semifinal	Chapel Hill, NC	North Carolina State	L	1-0
1993	9th place (tie)	First	Stanford, CA	Stanford	L	2-0
1998	33rd place (tie)	First	Stockton, CA	Pacific	L	2-1
1999	33rd place (tie)	First	Provo, UT	Brigham Young	L	2-0
2000	17th place (tie)	First	Bye			
		Second	Berkeley, CA	Santa Clara	L	2-0
2001	33rd-place (tie)	First	Stanford, CA	Saint Mary's	L	3-2
2002	17th-place (tie)	First	Stanford, CA	Denver	W	2-0
		Second	Stanford, CA	Stanford	L	1-0 (OT)
2004	33rd-place (tie)	First	Santa Clara, CA	Santa Clara	L	2-1

CALIFORNIA RECORDS

TEAM - SEASON

Most Wins	17	2000
Fewest Losses	1	1987
Highest Winning Percentage	.941	1987
Most Goals	58	1987
Most Assists	50	1987
Most Points	178	1987
Most Saves	118	1994
Most Shutouts	14	1988
Highest Goals-Per-Game Avg.	3.41	1987
Fewest Goals Allowed	11	1987, '89
Fewest Times Shut Out	1	1987, '00
Lowest Goals-Against Avg.	0.52	1988
Consecutive Wins	16	1987
Longest Unbeaten Streak	16	1987
Consecutive Games Scoring a Goal	20	2000
Consecutive Shutouts Posted	7	1984

TEAM - GAME

Most Goals	12 vs. James Madison	(9/1/00)
Most Assists	9 vs. Portland State	(9/6/96)
	9 vs. James Madison	(9/1/00)
Most Points	33 vs. James Madison	(9/1/00)
Most Saves	14 vs. Washington St.	(10/7/94)
	14 vs. North Carolina	(11/17/84)
Largest Victory Margin	12 vs. James Madison	(9/1/00)



Laura Schott

INDIVIDUAL - GAME

Most Goals		
4, Laura Schott vs. James Madison	(9/1/00)	
4, Brittany Kirk vs. San Francisco	(8/28/99)	
3, Sierra Schlesinger vs. Pacific	(9/26/04)	
3, Liz Eisenberg vs. San Jose State	(9/12/04)	
3, Laura Schott vs. Arizona	(11/8/02)	
3, Tracy Hamm vs. Fresno State	(9/22/02)	
3, Laura Schott vs. San Diego	(10/1/00)	
3, Regina Holan vs. Arizona	(10/17/99)	
3, Stacy Shearer vs. N. Illinois	(9/5/98)	
3, Erika Hinton vs. San Diego	(9/27/92)	
3, Erika Hinton vs. Wash. St.	(9/22/91)	
3, Valerie Pope vs. Cent. Florida	(9/23/90)	
3, Joy Biefeld vs. UC Davis	(10/4/89)	
3, Starr Dawson vs. San Francisco	(9/19/89)	
3, Joy Biefeld vs. Adelphi	(11/1/87)	
3, Joy Biefeld vs. UC San Diego	(10/18/87)	

3, Joy Biefeld vs. Wisconsin	(11/1/86)	
3, Andrea Rodebaugh vs. Chico St.	(10/28/86)	
3, Tucka Healy vs. L.B. State	(9/5/85)	
Most Assists		
4, Joy Biefeld vs. Florida Intl.	(9/24/89)	
Most Points		
9, Laura Schott vs. James Madison	(9/1/00)	
8, Brittany Kirk vs. San Francisco	(8/28/99)	
7, Laura Schott vs. Arizona	(11/8/02)	
7, Joy Biefeld vs. UC Davis	(10/4/89)	
7, Tucka Healy vs. L.B. State	(9/5/85)	
Most Saves		
14, Karen Cook vs. Washington St.	(10/7/94)	

INDIVIDUAL - SEASON

Most Goals	23, Laura Schott	2000
	23, Joy Biefeld	1987
Most Assists	14, Brandi Chastain	1986
Most Points	54, Joy Biefeld	1987
Most Saves	107, Karen Cook	1994
Lowest Goals-Against Average	0.45, Noreen Paris	1985
Most Shutouts	11, Karen Cook	1996
Consecutive Games Scoring a Goal	8, Laura Schott	2000
	8, Robyn Queen	1984
Consecutive Games With an Assist	5, Brandi Chastain	1986
Consecutive Games Scoring a Point	11, Brandi Chastain	1986

INDIVIDUAL - CAREER

Most Goals	56, Laura Schott	1999-02
Most Assists	23, Joy Biefeld	1986-89
Most Points	133, Joy Biefeld	1986-89
Most Saves	277, Maite Zabala	1997-00
Lowest Goals-Against Average	0.46, Noreen Paris	1985-88
Most Shutouts	26.5, Maite Zabala	1997-00

INDIVIDUAL CAREER LEADERS

GOALS

1. Laura Schott	56	1999-02
2. Joy Biefeld	55	1986-89
3. Tucka Healy	45	1982-85
4. Erika Hinton	31	1990-93
5. Winnie Burns	25	1985-88
	25	1984-87

ASSISTS

1. Joy Biefeld	23	1986-89
2. Brittany Kirk	20	1999-02
	20	1997-00
4. Erika Hinton	18	1990-93
5. Andrea Rodebaugh	17	1984-87

POINTS

1. Joy Biefeld	133	1986-89
2. Laura Schott	128	1999-02
3. Erika Hinton	80	1990-93
	80	1982-85
5. Andrea Rodebaugh	67	1984-87

SAVES

1. Maite Zabala	277	1997-00
2. Karen Cook	273	1993-96
3. Mary Harvey	156	1983-86
4. Jennifer Netherwood	143	1989-92
5. Ashley Sulprizio	94	2002-04

GOALS-AGAINST AVG.

1. Noreen Paris	0.46	1985-88
2. Linn Gassaway	0.64	1987-88
3. Mara Bloom	0.73	1989-90
4. Mary Harvey	0.76	1983-86
5. Kyla Schmedding	0.87	1991-93

SHUTOUTS

1. Maite Zabala	26.5	1997-00
2. Karen Cook	22	1993-96
3. Mary Harvey	20	1983-86
4. Noreen Paris	14	1985-88
5. Jennifer Netherwood	11	1989-92
	11	1987-88

INDIVIDUAL SEASON LEADERS

GOALS

1. Laura Schott	23	2000
	23	1987
3. Joy Biefeld	17	1989
4. Laura Schott	15	2001
	15	1986
	15	1985

ASSISTS

1. Brandi Chastain	14	1986
2. Erika Hinton	9	1990
3. Kyla Sabo	8	2000
	8	1999
	8	1999
	8	1991
	8	1987

POINTS

1. Joy Biefeld	54	1987
2. Laura Schott	47	2000
3. Brandi Chastain	44	1986
4. Joy Biefeld	41	1989
5. Tucka Healy	34	1985

SAVES

1. Karen Cook	107	1994
2. Karen Cook	85	1995
3. Maite Zabala	84	1999
4. Maite Zabala	81	1998
5. Mary Harvey	71	1986

GOALS-AGAINST AVG.

1. Noreen Paris	0.45	1985
2. Anna Key	0.49	2004
3. Noreen Paris	0.53	1988
4. Mara Bloom	0.54	1989
5. Mary Harvey	0.55	1986

SHUTOUTS

1. Karen Cook	11	1996
2. Maite Zabala	9.5	2000

CALIFORNIA RECORDS

3. Maite Zabala	9	1998
Noreen Paris	9	1985
Mary Harvey	9	1984


YEAR-BY-YEAR LEADERS

GOALS

Year	Name	Number
1983	Tucka Healy	14
1984	Robyn Queen	10
1985	Tucka Healy	15
1986	Brandi Chastain	15
1987	Joy Biefeld	23
1988	Winnie Burns	11
1989	Joy Biefeld	17
1990	Devon Fitzpatrick	8
1991	Erika Hinton	5
	Devon Fitzpatrick	5
	Lisa Cot	5
1992	Erika Hinton	14
1993	Erika Hinton	9
1994	Allie Kemp	3
	Tiffani Hobbs	3
	Stephanie Harten	3
1995	Rachel Davidson	5
1996	Kim Brown	6
	Rachel Davidson	6
	Mary Oades	6
1997	Courtney Carroll	6
1998	Kyla Sabo	8
1999	Laura Schott	11
2000	Laura Schott	23
2001	Laura Schott	15
2002	Tracy Hamm	9
2003	Kassie Doubrava	3
	Kimberly Yokers	3
2004	Liz Eisenberg	9

ASSISTS

Year	Name	Number
1983	Not Available	-
1984	Trudi Sharpsteen	7
1985	Tucka Healy	4
	Katharin Gustafson	4
1986	Brandi Chastain	14
1987	Joy Biefeld	8
1988	Andrea Rodebaugh	7
1989	Joy Biefeld	7
1990	Erika Hinton	9
1991	Katie Anderson	8
1992	Devon Fitzpatrick	5
1993	Erika Hinton	5
	Alexis Thompson	5
1994	Alisha Lopez	3
1995	Allie Kemp	4
1996	Natalie Mariani	6
1997	Courtney Carroll	6
1998	Natalie Stuhlmüller	4
	Amy Balavac	4
1999	Natalie Stuhlmüller	8
	Laura Schott	8
2000	Kyla Sabo	8
2001	Brittany Kirk	7
	Kim Stockmeir	7
2002	Dania Cabello	7



Joy Fawcett

2003	Amy Willison	4
2004	Chioma Igwe	5
	Stephanie Wieger	5

POINTS

Year	Name	Number
1983	Not Available	-
1984	Robyn Queen	22
1985	Tucka Healy	34
1986	Brandi Chastain	44
1987	Joy Biefeld	54
1988	Winnie Burns	24
1989	Joy Biefeld	41
1990	Devon Fitzpatrick	19
1991	Katie Anderson	16
1992	Erika Hinton	29
1993	Erika Hinton	23
1994	Allie Kemp	7
1995	Allie Kemp	12
1996	Kim Brown	14
	Rachel Davidson	14
	Mary Oades	14
1997	Courtney Carroll	18
1998	Kyla Sabo	18
1999	Laura Schott	30
2000	Laura Schott	47
2001	Laura Schott	33
2002	Tracy Hamm	18
	Laura Schott	18
2003	Kassie Doubrava	8
	Amy Willison	8
	Kimberly Yokers	8
2004	Liz Eisenberg	21

SAVES

Year	Name	Number
1983	Not Available	-
1984	Mary Harvey	54
1985	Mary Harvey	31
1986	Mary Harvey	71
1987	Linn Gassaway	35
1988	Noreen Paris	38
1989	Mara Bloom	24
1990	Mara Bloom	56
1991	Jennifer Netherwood	54
1992	Jennifer Netherwood	47

1993	Kyla Schmedding	66
1994	Karen Cook	107
1995	Karen Cook	85
1996	Karen Cook	69
1997	Maite Zabala	47
1998	Maite Zabala	81
1999	Maite Zabala	84
2000	Maite Zabala	65
2001	Mallory Moser	69
2002	Sani Post	59
2003	Anna Key	52
2004	Ashley Sulprizio	45

GOALS-AGAINST AVG.

Year	Name	Average
1983	Not Available	-
1984	Mary Harvey	0.94
1985	Noreen Paris	0.45
1986	Mary Harvey	0.55
1987	Linn Gassaway	0.63
1988	Noreen Paris	0.53
1989	Mara Bloom	0.54
1990	Mara Bloom	0.94
1991	Jennifer Netherwood	1.09
1992	Jennifer Netherwood	1.07
1993	Kyla Schmedding	1.05
1994	Karen Cook	1.65
1995	Karen Cook	1.44
1996	Karen Cook	0.66
1997	Jill Stephenson	0.92
1998	Maite Zabala	0.97
1999	Maite Zabala	1.04
2000	Maite Zabala	0.64
2001	Mallory Moser	1.08
2002	Sani Post	0.94
2003	Anna Key	1.16
2004	Anna Key	0.49

SHUTOUTS

Year	Name	Number
1983	Not Available	-
1984	Mary Harvey	9
1985	Noreen Paris	9
1986	Mary Harvey	7
1987	Linn Gassaway	7
1988	Noreen Paris	5
1989	Mara Bloom	3
1990	Jennifer Netherwood	4
1991	Jennifer Netherwood	2
	Kyla Schmedding	2
1992	Jennifer Netherwood	3
1993	Kyla Schmedding	5
1994	Karen Cook	5
1995	Karen Cook	5
1996	Karen Cook	11
1997	Jill Stephenson	4
1998	Maite Zabala	9
1999	Maite Zabala	6
2000	Maite Zabala	9.5
2001	Mallory Moser	5
2002	Sani Post	4
2003	Anna Key	5
2004	Ashley Sulprizio	6

Bold indicates current player

CAL HONORS & AWARDS

NSCAA ALL-AMERICAN

- 1982 Lesle Gallimore
- 1983 Lesle Gallimore (second team)
Tucka Healy (third team)
Katharin Gustafson (third team)
- 1984 Lesle Gallimore
Trudi Sharpsteen (second team)
- 1985 Lesle Gallimore (second team)
Tucka Healy (third team)
- 1986 Katharin Gustafson
- 1987 Joy (Biefeld) Fawcett
Denise Garcia (second team)
Kathy Ridgewell (third team)
- 1988 Joy (Biefeld) Fawcett
Valerie Pope (second team)
- 1989 Joy (Biefeld) Fawcett
Valerie Pope (second team)
- 1993 Erika Hinton (second team)
- 2000 Laura Schott

SOCCKER BUZZ ALL-AMERICAN

- 2000 Laura Schott
Tami Pivnick (third team)
- 2001 Laura Schott (second team)

SOCCKER AMERICA MVP

- 2000 Laura Schott

COLLEGESOCCER.COM ALL-AMERICAN

- 2001 Laura Schott (second team)

FRESHMAN ALL-AMERICAN

- 1990 Erika Hinton
- 2004 Courtney Hooker (Soccer Buzz)

ALL-CONFERENCE

- 1982 Lesle Gallimore
Janet Coffey
Jodi Fechner
Katharin Gustafson
Trudi Sharpsteen
Jenny Thomas
- 1995 Rachel Davidson (second team)
Alisha Lopez (second team)
- 1996 Allie Kemp
Berkley Bowers (second team)
Kim Brown (second team)
Rachel Davidson (second team)
- 1997 Kim Brown
Maite Zabala (second team)
Ryan McManus (second team)
Courtney Carroll (second team)
- 1998 Natalie StuhlmueLLer
Maite Zabala
Ryan McManus (second team)
- 1999 Natalie StuhlmueLLer
Maite Zabala
Laura Schott (second team)

- 2000 Laura Schott
Tami Pivnick (second team)
Natalie StuhlmueLLer (second team)
- 2001 Laura Schott
Kimberly Yokers (second team)
Mallory Moser (second team)
- 2002 Laura Schott
Kimberly Yokers
- 2003 Kimberly Yokers
Ashley Valenzuela (second team)
- 2004 Courtney Hooker (second team)

NSCAA ALL-REGION

- 1985 Lesle Gallimore
Tucka Healy
Andrea Rodenbaugh
Trudi Sharpsteen
Jenny Thomas
- 1986 Brandi Chastain
Mary Harvey
Katharin Gustafson
Lori Lammle
Andrea Rodenbaugh
- 1987 Joy (Biefeld) Fawcett
Denise Garcia
Kathy Ridgewell
- 1988 Valerie Pope
Joy (Biefeld) Fawcett
Jill Scarcia
- 1989 Joy (Biefeld) Fawcett
Valerie Pope
Andrea Archer (second team)
Jill Scarcia (second team)
- 1990 Devon Fitzpatrick (second team)
Valerie Pope
- 1991 Devon Fitzpatrick
Molly Goodwin (second team)
Erika Hinton
- 1992 Devon Fitzpatrick (second team)
Erika Hinton
- 1993 Erika Hinton
Stephanie Harten (second team)
Sonia Freeman (second team)
- 1995 Allie Kemp (third team)
- 1997 Kim Brown
- 1998 Natalie StuhlmueLLer (second team)
- 1999 Natalie StuhlmueLLer (third team)
- 2000 Laura Schott
Tami Pivnick (third team)
- 2001 Laura Schott (second team)
Kimberly Yokers (third team)
- 2002 Laura Schott (third team)
Kimberly Yokers (second team)
- 2003 Kimberly Yokers (second team)
- 2004 Courtney Hooker (third team)

SOCCKER BUZZ ALL-WEST

- 1996 Berkley Bowers (third team)
- 1997 Kim Brown (second team)
- 1998 Natalie StuhlmueLLer (second team)
- 1999 Laura Schott (second team)
Natalie StuhlmueLLer (third team)
- 2000 Laura Schott
Tami Pivnick (third team)

- 2001 Laura Schott
Kimberly Yokers (third team)
- 2002 Laura Schott (third team)
Kimberly Yokers (third team)
- 2003 Kimberly Yokers (third team)
- 2004 Courtney Hooker (third team)

NATIONAL PLAYER OF THE YEAR

- 1987-88 Joy (Biefeld) Fawcett

NATIONAL GOALKEEPER OF THE YEAR

- 1986 Mary Harvey

NATIONAL FRESHMAN OF THE YEAR

- 1986 Brandi Chastain

U.S. OLYMPIC TEAM

- 1996 Brandi Chastain, Joy (Biefeld) Fawcett,
Mary Hary
- 2000 Joy (Biefeld) Fawcett, Brandi Chastain
- 2004 Joy (Biefeld) Fawcett, Brandi Chastain

U.S. WORLD CUP TEAM

- 1991 Joy (Biefeld) Fawcett, Brandi Chastain,
Mary Harvey
- 1995 Joy (Biefeld) Fawcett, Mary Harvey
- 1999 Joy (Biefeld) Fawcett, Brandi Chastain
- 2003 Joy (Biefeld) Fawcett

PAC-10 ALL-ACADEMIC

- 1993 Alexis Thompson
Kerry Benefield
Erika Hinton
- 1994 Kerry Benefield
Karen Cook (second team)
Rachel Davidson (second team)
- 1995 Rachel Davidson
Karen Cook (second team)
- 1996 Karen Cook
Rachel Davidson
- 1999 Tami Pivnick (second team)
Maite Zabala (second team)
Jill Stephenson (second team)
- 2000 Brittany Kirk
Tami Pivnick
Shanon McNab (second team)
Lee Ann Morton (second team)
Kim Stocklmeir (second team)
- 2001 Brittany Kirk
Kim Stocklmeir
Shannon McNab (second team)
Katie Pittman (second team)
- 2002 Brittany Kirk
Sani Post
- 2003 Sierra Schlesinger (second team)
Kim Stocklmeir (second team)
Kimberly Yokers (second team)
- 2004 Jenny Wendell
Anna Key (second team)

ACADEMIC SUPPORT

One of the real success stories for the University of California is the development and growth of a comprehensive academic support program for its student-athletes — the Athletic Study Center.


In 1984, campus officials and Athletic Department administrators decided that a greater emphasis needed to be placed on helping Cal student-athletes with their academic pursuits. The Athletic Study Center was thus born and charged with developing an academic support program geared to the needs of NCAA Division I student-athletes. It was a significant development for an academically-oriented institution such as Cal to recognize the special needs required for a modern student-athlete's success both as an athletic competitor and in the classroom.

The Athletic Study Center, which is housed within the Division of Undergraduate Education, is the tutorial and academic support program for the nearly 1,000 student-athletes at Cal. Centrally-located in the César E. Chavez Student Center, the program provides a spacious and comfortable arboretum for quiet study, separate classrooms for individual and group tutorials and a computer lab for word processing and required course work.

Geared around the understanding of the amount of time student-athletes must devote to practice, training, physical therapy and team travel, the program creates an environment where students can cultivate good study habits, receive individual or group tutoring and obtain counseling from academic advisors.

The tutorial component promotes and enhances students' academic skills and progress by providing individual tutoring, group workshops, study groups, credit courses and intensive special programs. The program focuses mainly on freshmen and sophomores, and the Center uses between 50-60 tutors per semester to guarantee that as many courses as possible are covered. Tutorial sessions also are offered at night enabling student-athletes to receive help after practices when they have more time to devote to their studies.

The advising component offers a broad range of services and programs to meet the unique needs and bipolar demands of student-athletes, including



Derek Van Rheenen
Director, Athletic
Study Center

assistance in understanding and complying with University, college and NCAA rules, development of time management skills and resolution of personal issues unique to student-athletes. During the freshman year, advisors typically try to help student-athletes make a successful academic transition from high school, while during the sophomore year, they assist student-athletes in making decisions on appropriate majors and fields of study. For the final two years, advisors take more of an exiting approach, ensuring that proper academic progress is being made and referring juniors and seniors to areas on campus that can help with internships, graduate

school applications and career planning.


In addition, the Athletic Study Center offers a six-week Summer Bridge program designed to help ease the transition from high school to college. The primary components for the program include writing and math workshops, an advising workshop, study skills seminars and an evening tutorial program.

Two special areas offered are Peer Advising and the Exiting and Re-Entry Program. Peer advisors provide academic and campus life guidance for new intercollegiate athletes. They are selected from junior and senior student-athletes and assist in developing programs to further address the needs of student-athletes.

The Exiting and Re-Entry Program provides a vehicle by which former Cal student-athletes can return to or continue their education. The program provides academic advising and tutorial assistance to the participants, as well as career planning. Since 1990, more than 100 student-athletes have taken part in the program.

As a result of the overall success of its advising and tutorial programs, the academic performance and graduation rates of Cal's student-athletes have improved significantly, a source of pride for the University.

STRENGTH & CONDITIONING



Strength training and conditioning in the weight room are integral parts of the California women's soccer program.

An integral part of Cal soccer is the strength and conditioning program. The program's philosophy is geared towards helping each student-athlete achieve the highest level of athletic development.

By teaching how all the components of strength and conditioning fit together, student-athletes understand how to maximize force production.



Jeremy Lawson
Asst. Strength &
Conditioning Coach

This includes enhancement of speed, strength and flexibility, which results in improved power. Motivating, educating and maximizing athletic development is the primary focus of the Cal program.

The Cal weight room at Haas Pavilion includes six Olympic platforms, more than 5,000 pounds of Olympic bars and bumper plates, and an array of aerobic and anaerobic equipment. The facility is brightly designed and overlooks Evans Diamond to the west. Cal also has a 2,000-square foot weight room in Memorial Stadium with similar Olympic equipment that offers panoramic views of the entire region, including San Francisco and the Bay.

The training regimen is a year-round process that emphasizes speed, strength and flexibility. With closely monitored workouts that involve individual instruction and attention, student-athletes are taught the correct techniques to increase their ability to perform at their peak during competition.

Cal's program stresses comprehensive training in order to improve both strength and speed. Flexibility is a key component because it is essential for proper lifting. It also improves the running mechanics needed for acceleration and deceleration, both essential for playing soccer.

Athlete workouts are closely monitored by the conditioning staff, who work in collaboration with the entire sports medicine team (doctors, athletic trainers, physical therapists, nutritionists, etc.) to ensure the health and safety of all of the student-athletes.

In this way, Cal's strength and conditioning program is a vital component linking the "full circle" of a student-athlete's physical development from conditioning through rehabilitation and re-conditioning.

GOLDMAN FIELD AT EDWARDS STADIUM


The California women's soccer team competes at one of the nation's top collegiate facilities - Goldman Field at Edwards Stadium. The complex seats 22,000 and opened for soccer prior to the 1999 season. In 2000, a Cal women's soccer record of 1,642 fans attended the Golden Bears' NCAA Second Round game against Santa Clara.

The field was previously the track & field infield at historic Edwards Stadium, which opened in 1932, but was converted into a regulation 70-by-115-yards natural grass soccer field for use by the Cal men's and women's soccer teams. In addition to the field renovations, which included a state-of-the-art drainage system, the stands, restrooms and press box also were upgraded. There are plans to eventually add stadium lights, which will allow for night games, and a scoreboard.

The \$3.5 million spent on renovations gives Cal the ability to host NCAA championships and international matches. In July of 2002, Edwards Stadium was the site of an exhibition between two Mexican Premier Division teams - Monarchs of Morelia and Atlas of Guadalajara.

The dual-use grass facility is named Goldman Field in honor of Richard (class of '41) and Rhoda (class of '46) Goldman, who made the \$1.5 million initial gift to lead the renovation campaign.

Goldman Field is the fourth home for the California women's soccer program, which previously shared Witter Rugby Field above Memorial Stadium with the football (practice only) and rugby teams from 1995-98. Edwards Stadium is a short walk from the downtown Berkeley BART station and offers families a unique environment to watch top-level soccer games.



Edwards Stadium is one of the premier collegiate soccer venues in the United States.

EDWARDS STADIUM DIRECTIONS

Edwards Stadium is located on the Cal campus at the intersection of Fulton Street and Bancroft Way.

From San Francisco, cross the Bay Bridge and take Highway 24 East. Exit at Claremont Avenue and turn left. Take another left at College Avenue and proceed north until it ends at Bancroft. Turn left on Bancroft, and Edwards Stadium is four blocks down on the right.

From Contra Costa County, take Highway 24 west towards San Francisco. Take the Berkeley exit (second exit after the Caldecott Tunnel). The ramp merges with Ashby Avenue. Follow Ashby to College Avenue. Turn right on College, then left on Bancroft Way. Edwards Stadium is four blocks down on the right.

EDWARDS STADIUM RECORDS*

CAL TEAM RECORDS

Most Goals: 12, vs. James Madison, 9/1/00
 Most Assists: 9, vs. James Madison, 9/1/00
 Biggest Margin of Victory: 12-0, vs. James Madison, 9/1/00
 Most Shots: 33, vs. Hawaii, 10/1/01
 Most Saves: 9, vs. Tennessee, 10/1/99
 Fastest Goal: :18, Caroline Lea, vs. Oregon, 10/31/04

OPPONENT TEAM RECORDS

Most Goals: 3, UCLA, 10/24/99 and Washington, 11/2/03
 Most Assists: 3, Washington, 11/2/03
 Biggest Margin of Victory: 2 goals, multiple times
 Most Shots: 20, UCLA, 10/24/99
 Most Saves: 11, Colorado College, 9/29/00

INDIVIDUAL CAL RECORDS

Most Goals: 4, Laura Schott, vs. James Madison, 9/1/00
 Most Assists: 3, Regina Holan, vs. Oregon, 11/5/00
 Most Shots: 12, Laura Schott, vs. Washington State, 11/5/99
 Most Saves: 7, Ashley Sulprizio vs. Wisconsin, 8/29/03 and vs. Stanford, 10/10/04

OPPONENT INDIVIDUAL RECORDS

Most Goals: 2, multiple times
 Most Assists: 2, Danielle Slaton, Santa Clara, 8/27/99; Blair Ruport, Washington, 11/2/03
 Most Shots: 8, Venus James, UCLA, 10/24/99; Marcia Wallis, Stanford, 11/2/02
 Most Saves: 11, Caitlin Carlson, Colorado College, 9/29/00

CAL IN EDWARDS STADIUM

Year	W	L	T	Pct.
1999	6	4	0	.600
2000	10	1	0	.909
2001	5	4	0	.556
2002	9	2	0	.818
2003	3	3	3	.500
2004	5	1	3	.722
Totals	38	15	6	.695

*Records indicated are only for Cal women's soccer games.

ATHLETIC ADMINISTRATORS

SANDY BARBOUR

*Athletic Director
Second Year at Cal*



Anne "Sandy" Barbour enters her second year as Director of Athletics at the University of California this fall, overseeing a department that sponsors 27 intercollegiate programs and operates on an annual budget in excess of \$40 million.

Barbour, a former deputy director of athletics at Notre Dame and athletic director at Tulane, began her role at Cal on Sept. 15, 2004.

During her first academic year in Berkeley, the Golden Bears captured a pair of national titles – rugby and women's crew – and featured 11 teams that finished in the national Top 10, including the football team, which posted its best regular-season record since 1950. Cal also placed 15th in the Directors' Cup standings – the fifth time in the past six years the Bears have ranked among the Top 15 athletic programs in the country – while 175 student-athletes earned academic all-conference recognition.

At Notre Dame, Barbour, 45, was the deputy director of athletics, serving as the university's senior athletic administrator under Athletic Director Kevin White from July 2003 through her appointment to Cal. She previously held an associate athletic director position there starting in 2000.

Barbour's career in intercollegiate athletic administration spans 23 years, beginning as a field hockey assistant coach and lacrosse administrative assistant at the University of Massachusetts in 1981. She has since served as assistant athletic director at Northwestern and in 1991 was recruited to Tulane as an associate athletic director.

While at Tulane, Barbour also worked for White – then Tulane's athletic director. At the age of 36, she was appointed Tulane's director of athletics when White left in 1996 for a similar position at Arizona State.

During her three years as athletic director, Tulane teams won 12 conference championships. In her first year in the position, Tulane won four conference titles, a feat never before accomplished in that school's history. She also hired Tommy Bowden as Tulane's head football coach during her first year. Bowden proceeded in 1997 to post the Green Wave's first winning season (7-4) in 16 years, and then directed the school to a 12-0 record, a Conference USA championship and a No. 7 national ranking the following season as 1998 Liberty Bowl champions. Barbour later hired Chris Scelfo as Bowden's successor. Scelfo has subsequently gone on to set the school record for career wins in five subsequent seasons.

One of eight female athletic directors at NCAA Division I-A schools at the time, Barbour was chair of the NCAA Division I Student-Athlete Reinstatement



Committee and a member of the Division I Academics/Eligibility/Compliance Cabinet and the board of directors of the National Association of Collegiate Women's Athletic Administrators. She was also elected chair of the inaugural Conference USA committee for Senior Women Administrators and served on the league's executive committee. In addition, she chaired the executive committee for the 1993 NCAA Division I Outdoor Track and Field Championships hosted by Tulane.

In her most recent position at Notre Dame, Barbour oversaw facilities and event operations for the school's 26-sport program, including football game management and the department's two golf courses. She was also responsible for developing, maintaining and implementing Notre Dame's \$127 million athletics facilities master plan.

Additionally, her role at Notre Dame included responsibilities for women's lacrosse, men's and women's cross country, indoor and outdoor track, men's and women's swimming and men's golf. She also assisted White with the administration of women's basketball.

Born Dec. 2, 1959, in Annapolis, Md., Barbour grew up in a military family. Her father was a career aviator in the U.S. Navy, and her family lived in various U.S. locations, as well as in Western Europe during her childhood.

Barbour graduated cum laude in 1981 with a B.S. degree in physical education from Wake Forest, where she was a four-year letterwinner and served as captain of the field hockey team. She also played two varsity seasons of women's basketball.

Barbour earned advanced degrees at both Massachusetts (an M.S. in sports management in 1983) and Northwestern's Kellogg School of Management (an MBA in 1991).

Between master's programs, Barbour served as assistant field hockey and lacrosse coach at Northwestern from 1982-84. She also held the position of director of recruiting services during that period, before being promoted to assistant athletic director for intercollegiate programs in 1984, a position she held until 1989.

Prior to joining Tulane, Barbour worked in programming and production for FOX Sports Net in Chicago during the summer of 1990.

LIZ MILES

*Assistant Athletic Director
15th Year at Cal*



Liz Miles, who boasts 15 years of experience in the University of California's athletic department, enters her second year as the Assistant Athletic Director for Development Operations and Olympic Sports. In her current position, Miles manages support operations for athletic fundraising and supervises six sports, including women's soccer.

Before moving into Cal's development office in 1996, she served as the athletic department's business manager for six years.

Prior to her arrival in Berkeley in 1990, Miles spent five years as the budget director at Worcester Polytechnic Institute in Worcester, Mass. In that capacity, she directed budget development and strategic planning for the college's \$30 million budget. During her stint at Worcester Polytechnic Institute, Miles also was the school's women's novice crew coach for three seasons.


As a senior in 1977, Miles walked on Cal's crew team and earned a spot on the varsity eight boat. Her brief collegiate athletic involvement jumpstarted an international rowing career, which included a fourth-place showing in the Four for the United States at the 1984 Olympics and silver medals in the Eight at the 1981 and 1982 World Championships.

Following her competitive days, Miles stayed active with U.S. Rowing as a two-term member of its board of directors (1998-02) and for four years on the women's Olympic rowing committee (1988-92).

Miles, originally from Fresno, Calif., obtained her bachelor's of science degree from Cal in 1977 and her master's of business administration from San Diego State in 1985.



THIS IS CAL



The University of California is one of the world's leading academic institutions. The school, known throughout the world as "Cal," is truly a prototype of a contemporary university. It attracts what many consider the finest applicant pool in the country, generates an ethnically and culturally diverse student population on campus, and provides one of the finest learning experiences in the world today.

The Berkeley campus is renowned for the size and quality of its libraries and laboratories, the scope of its research and publications, and the distinction of its faculty and students. National rankings consistently place Cal's undergraduate and graduate programs among the very best. The faculty includes seven Nobel Laureates, 128 members of the National Academy of Sciences, 16 MacArthur Fellows, 83 Fulbright Scholars, three Pulitzer Prize winners and more Guggenheim Fellows (139) than any other university in the country.

The quality of Cal's diverse and independent student body complements the stature of the faculty. Almost 33,000 students annually enroll at Cal. Of these, about 23,000 are undergraduates. Students come to Berkeley from all over California, in addition to every state in the union and more than 2,000 students hail from more than 75 countries around the world.

The undergraduate student body can best be characterized by its diversity; there is no one racial or ethnic majority. Students reflect all age groups, and economic, cultural and geographic backgrounds. This dynamic mix produces the wide range of opinion and perspective essential to a great university.

Overlooking San Francisco Bay, the campus is a lush and tranquil 1,232-acre oasis in an urban setting. The grounds have retained much of the beauty of their rural beginnings. Spacious lawns, hiking and running trails, as well as

groves of oak, redwood and eucalyptus blend with the Neoclassical architecture of John Galen Howard. The University is bordered by the wooded rolling hills of Tilden Regional Park and the City of Berkeley, one of America's most lively, culturally diverse and politically adventurous municipalities.

By any standard, Cal offers its students one of the best educations available. Since its birth it has earned a reputation unmatched by any public university in America. According to a recent study by the National Research Council, Cal ranks first nationally in both the number of graduate programs in the Top 10 in their fields (97 percent) and the number of "distinguished" programs for the scholarship of the faculty (32 programs).

Although Cal is well known for its stellar graduate programs, undergraduate teaching is a campus priority. Nearly half of all courses offered at the undergraduate level have 25 students or fewer, and many lecture courses include smaller laboratory or study group sections which allow close interaction with professors and other instructors.

Cal offers a wide arena for academic endeavor and personal growth with more than 7,000 courses in nearly 300 degree programs. Exceptional support services such as the Student Learning Center, Career and Graduate School Services, the Disabled Students' Program, and campus and alumni mentor programs reflect Cal's strong commitment to undergraduate education. Study abroad is available to undergraduate students through the Education Abroad Program, which maintains more than 90 study centers in countries such as Australia, Costa Rica, Hong Kong, Italy, New Zealand and Thailand.

The excellence of the University's intercollegiate athletic program rivals the school's academic reputation as Cal boasts one of the finest all-around programs in the nation. Twenty-seven sports – men's and women's basketball, crew, cross country,

golf, gymnastics, soccer, swimming and diving, tennis, track & field and water polo; men's baseball, football and rugby; along with women's softball, volleyball, field hockey and lacrosse – are sponsored by the University. Over the years, Cal has captured more than 60 national team championships – most recently rugby and women's crew in 2005 – while claiming over 130 NCAA individual championships in a variety of sports. This past season, Dave O'Neill was named the national women's rowing Coach of the Year, while Dujie Draganja was chosen the Pac-10 Men's Swimmer of the Year.

In addition, Cal has a host of other features, including public lectures and concerts, campus-sponsored forums and seminars, clubs and workshops, dramatic presentations, international festivals, art, photographic, design, architectural, anthropological and archaeological exhibits and displays, and dozens of bookstores within one-square mile – all of this making Berkeley one of the most intellectually stimulating communities in the country.